



## Getting Started: BBC micro:bit


Visit [microblocks.fun](https://microblocks.fun) and download Microblocks for free!

Note: on some Macs, you'll need to right click on the Microblocks app and select Open.

Connect the BBC micro:bit to a computer with a USB cable (note: make sure the USB cable is not a power only USB).



In the upper left corner of the Microblocks screen, you'll see a Connect button with a red circle next to it. Choose connect and select the first option.



You should see the red circle turn to green and you are ready to code your micro:bit!




## Getting Started: Circuit Playground Express


Visit [microblocks.fun](https://microblocks.fun) and download Microblocks for free!

Note: on some Macs, you'll need to right click on the Microblocks app and select Open.

Connect the Circuit Playground Express to a computer with a USB cable (note: make sure the USB cable is not a power only USB).



In the upper left corner of the Microblocks screen, you'll see a Connect button with a red circle next to it. Choose connect and select the first option.



You should see the red circle turn to green and you are ready to code your Circuit Playground!

