
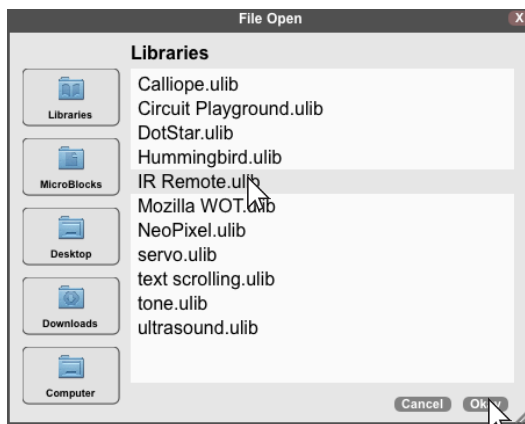


Playing with Remotes

Connect the Circuit Playground to MicroBlocks and import the IR Remote **Library** .

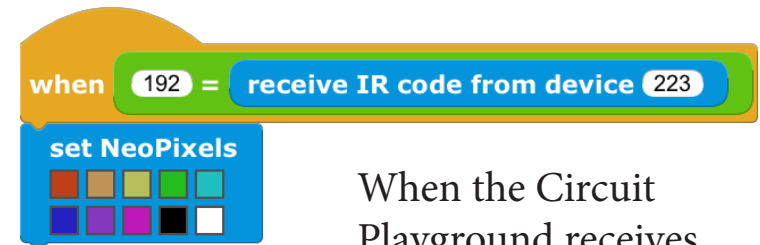
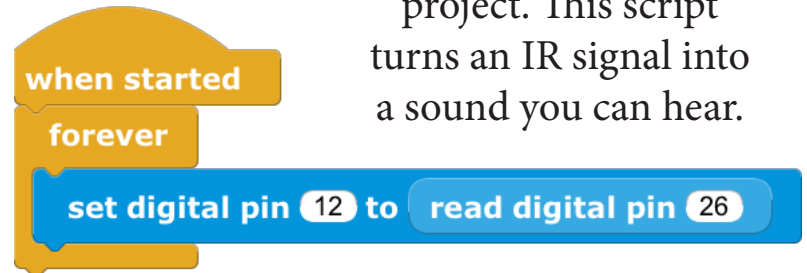


Drag the test IR block into the scripting area and click on it. Press any button on the remote to see the numbers you need.



Playing with Remotes

Add this script to your project. This script turns an IR signal into a sound you can hear.



When the Circuit Playground receives the signal from that button on the remote, it will run the script!

Check to make sure you've clicked start and that the code is running.

Start